


The Lion and the Mouse

Circle your answer.

Do you know this story?

Yes.

No.



A lion sees a mouse.

Point to the lion. Point to the mouse.

Is it **BIG**?



Or small?



Write *big* or *small*.

1. A lion is _____.

2. A mouse is _____.

3. A mountain is _____.

4. A baby is _____.

5. An ocean is _____.

6. An ant is _____.

Study these words:

lion

don't

step

see

eat

net

mouse

can

bite

roar

go


free





afraid

walk


friends

Give 1 copy to every group of 3 students.
Teacher and students, talk about the story. (No writing).





Now, play Messenger, Writer, and Helper.
Put the story, with words, in the hall. Lowest student: Writer.
Highest student: Helper (no writing). Middle student: Messenger.



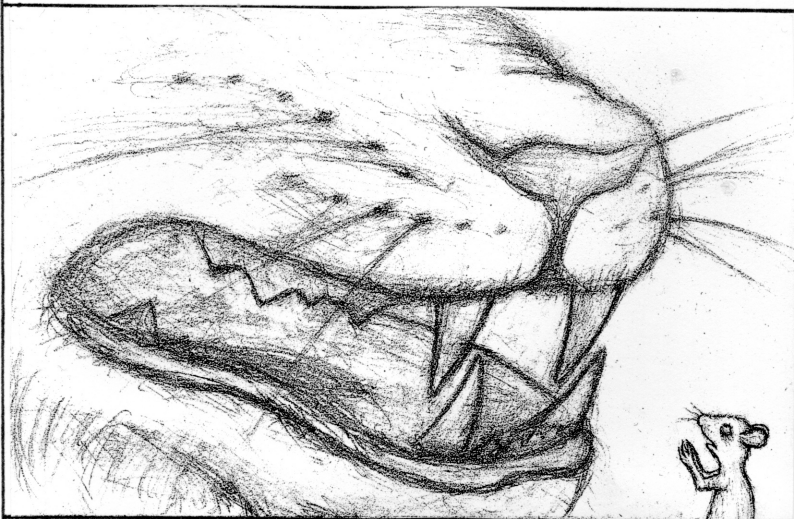


A lion sees a mouse.


The lion roars.
He is going to eat the mouse.




The mouse is afraid.
He says "Please don't eat me."




The lion says "OK. You can go."






Later, the lion is walking.
He steps into a net.

The mouse comes and
bites the net.



The lion is free.

It's good to have friends.



Review & Test: Cut, Mix, Put in Order.

2 students cut the words and pictures. Mix them up. Put them in order.
Read the story out loud. Turn over the words. Tell the story.



Give 1 copy to each pair of students.
The lower level student is the writer.

Who does the lion see?


What does the lion do?




What does the mouse say?




Does the lion let him go?





What happens to the lion?

Does the mouse help the lion?
How?



Does the lion get away?



What is the lesson of the story?

Check your answers.

Now, cut the questions and pictures into strips.
Fold the words under the pictures.
Show the pictures to your partner, and ask questions.

